



**FEATURES**

- 19" Device Compatibility
- Horizontal Support Bars
- Fan Filter Closure
- Fan Filter
- Fan Cover
- Front Metal/Glass Door
- Rear Metal Door
- Brushed Cable Entries
- Plinth
- Eyebolt
- Switch

**MATERIAL**

- 1.5 Galvanized

**APPEARANCE**

- Finish Surface : Powder Coating
- Color Code : RAL7035



**Front Glass Door Option;**

Visual of the Cabin with Front Door Closed



**Front Glass Door Option;**

Visual of the Cabin with Front Door Opened




**Option Accessory;**

- Fan Module



**Option Cable Entries;**

- PG48 Gland(2 pcs.)
- Brushed Cable Entries



**Option Plinth Accessories;**

- Castor(4 pcs.)
- Metal Pinion Feet(4 pcs.)

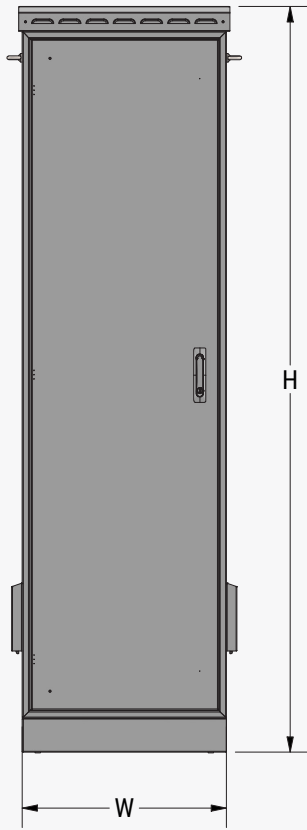


When the plinth is not installed,  
the cabin can be used by attaching the pinion feet.




• TECHNICAL DIMENSIONS

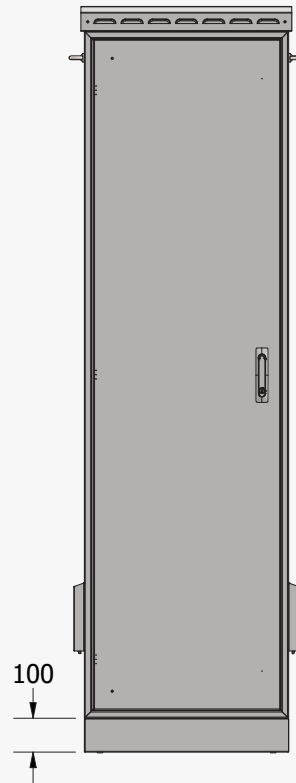
Front View



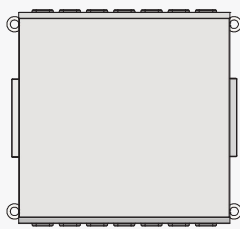
Side View



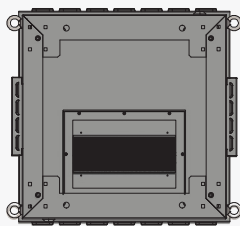
Rear View



Top View



Bottom View



	DIMENSIONS		
PRODUCT CODE	W	D	H
IP55G16U66	600mm	600mm	1035mm
IPG5522U66	600mm	600mm	1302mm
IP55G26U66	600mm	600mm	1480mm
IP55G32U66	600mm	600mm	1747mm
IP55G36U66	600mm	600mm	1924mm
IP55G42U66	600mm	600mm	2191mm

Abbreviation Explanations

W = Width  
D = Depth  
H = Height

	DIMENSIONS		
PRODUCT CODE	W	D	H
IP55G16U68	600mm	800mm	1035mm
IPG5522U68	600mm	800mm	1302mm
IP55G26U68	600mm	800mm	1480mm
IP55G32U68	600mm	800mm	1747mm
IP55G36U68	600mm	800mm	1924mm
IP55G42U68	600mm	800mm	2191mm

	DIMENSIONS		
PRODUCT CODE	W	D	H
IP55G16U61	600mm	1000mm	1035mm
IPG5522U61	600mm	1000mm	1302mm
IP55G26U61	600mm	1000mm	1480mm
IP55G32U61	600mm	1000mm	1747mm
IP55G36U61	600mm	1000mm	1924mm
IP55G42U61	600mm	1000mm	2191mm

P.S.

100mm plinth included for all heights.

• EXPLODED PRODUCT DETAILS

