


PRODUCT DATA SHEET

Wall Mount: Increased Weight Capacity



- Front door tempered glass (optional mesh or solid)
- Included 1 Fan (UL approved), optional second one
- Color Black (optional other colors)

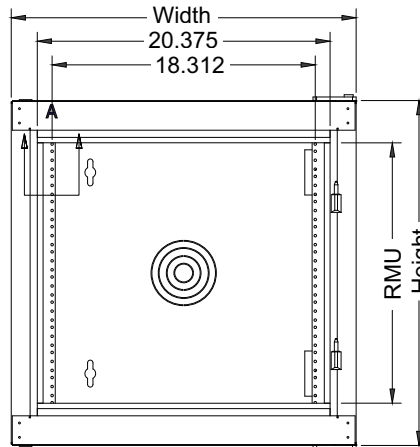
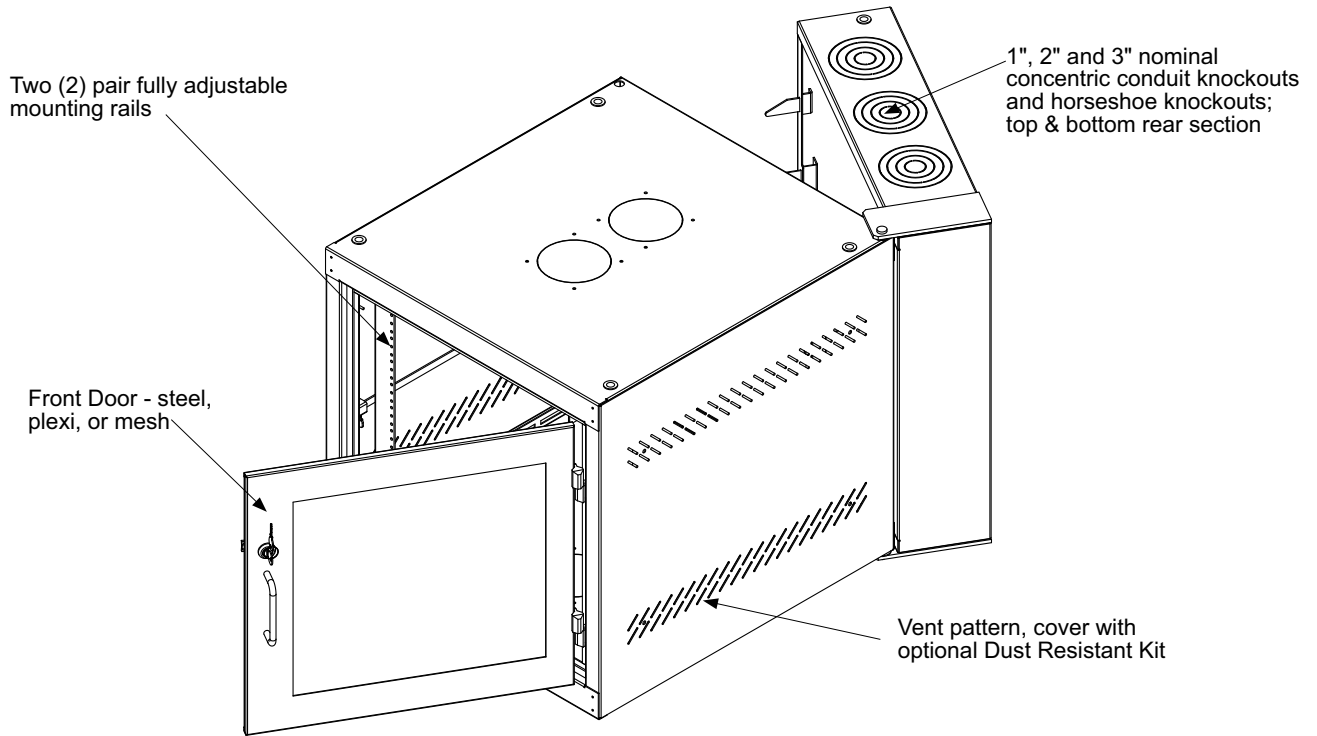
FEATURES

- Two pair of #12-24 tapped mounting rails (depth adjustable)
- Optional dust kit to protect equipment in contaminated areas
- Independent keyed locks on front door and rear section
- Reversible mounting for left-hand or right-hand opening
- Optional casters to deploy wall mount as free-standing
- Standards: UL2416, RoHS II

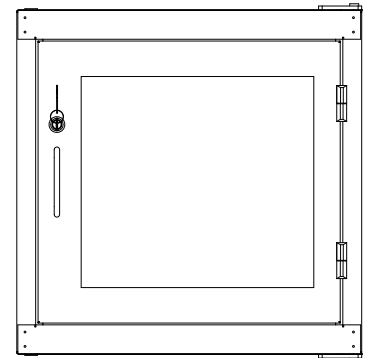
Specifications

Part Number	Size (U)	With (mm)	Depth (mm)	D + (mm)	Total Depth (mm)	Height (mm)	Cap. (kgs)	Cap. (Lbs)
NTDWC12U800-US	12	600	600	150	750	1084.7	135	299.82
NTDWC16U800-US	16	600	800	150	950	551.3	135	299.82
NTDWC25U800-US	25	600	800	150	950	1173.5	155	341.71





Front View
(without door)



Front View
(with door)

POPULAR ACCESSORIES

Description

Horizontal cable organizer with five 3.5" x 5", ¼ turn "D" rings; 2 RMU

Horizontal cable organizer with five 1.5" x 3.5", ¼ turn "D" rings; 1 RMU

Horizontal PDU 19" 8 outlets 5-15 nema outlets with overload protection, 15 AMPS, METAL

Copper Bus Bar for 19" mounting

Dust resistant kit, includes cover plates and hardware

Stationary shelf (front/rear mount adjustable), 17.5"W x 18"D, 1 RMU, 150 lb. weight capacity

One set of 5 stem casters, increases weight capacity to 400 lbs.

